


Daylight Harvest

Right time, right place and the right amount of electric light! Daylight harvest (also known as daylight regulating) is a must in the future lighting norms. The daylight sensor measures the surrounding natural light available, and calculates the artificial light needed to maintain the target lux level.

Now with Photocell Advance™ technology, daylight harvest can be performed behind the luminaire cover!

Hytronik's Patented APP Feature: Daylight Harvest Quick Setup



Bluetooth APP control has provided powerful tools to unlock potential functionalities surrounding the Pro-active Daylight Harvesting feature. One of it is called Daylight Harvest Quick Setup where a user is able to simply tick the checkbox to represent the luminaire's location against the window position, so that the daylight harvest setup is easily done without any complicated commissioning (in the past, daylight harvesting is a very professional application meant for lighting specialists only and not quite accessible by public users). Hytronik, an advanced sensor and lighting control developing company that has built deep cooperation with Dyalux, has patented this Daylight Harvest Quick Setup APP feature globally and has made daylight harvesting unprecedentedly intuitive and convenient.

Advanced Setup

Lux Threshold for Max. Brightness Output:

(30 Lux → 100%)

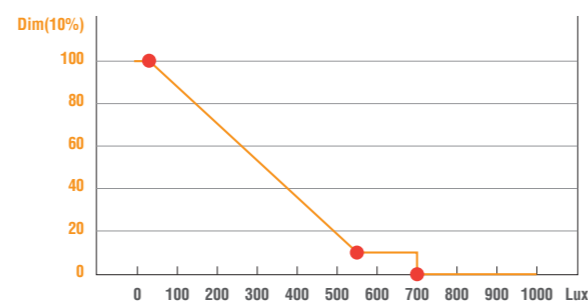


Daylight Threshold:

(550 Lux → 10%)

Lux OFF Value:

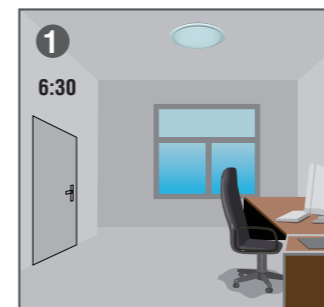
(700 Lux → 0%)



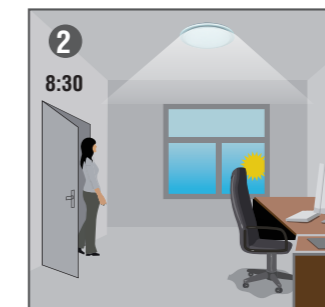
1. When the ambient lux level is less than (550 Lux), the luminaire's dimming level is (10%).
2. When the ambient lux level changes between (30 Lux) to (550 Lux), the luminaire's dimming level will change from (100%) to (10%) accordingly.
3. When the ambient lux level changes between (550 Lux) to (700 Lux), the luminaire's dimming level will stay at (10%).
4. When the ambient lux level is more than (700 Lux), the luminaire will remain OFF.

Application Example - Office

Sensor Settings Demonstration: Hold-time: 30min Daylight Threshold: 300lux Stand-by Period: 30min Stand-by Dimming Level: 10%




Before working hours, the light will stay off due to no movement around.



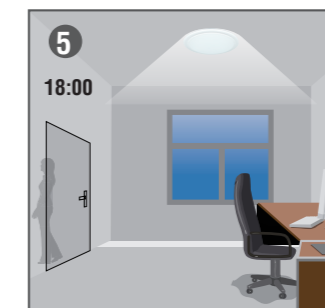
People starts to work. At this moment the ambient lux level is below the preset 300lux value, and movement will trigger the light on. The light will perform Daylight Harvest, so that the light will adjust its output according to the ambient lux level.



Between 8:30 to 12:00, there is constant movement in the office. Due to the Daylight Harvest feature, the light output will gradually dim down, and the sensor will eventually switch the light off when the ambient lux level becomes above the preset lux value. Thanks to Daylight Prior to Motion feature, even if there is constant movement around during the process, the sensor will switch off the light accurately without any trouble.



Between 12:00 to 15:00, the ambient lux level is continuously above 300lux so the light will stay off all the time (even with people moving around), and the sensor will automatically switch the light on again when the ambient lux level drops below 300lux preset value. The light will perform Daylight Harvest so that the light will adjust its output according to the ambient lux value.



Between 15:00 to 18:00, there is constant movement in the office. Due to the Daylight Harvest feature, the light output will gradually dim up, and the sensor will eventually dim the light all the way up to 100% full brightness along with the decreasing ambient lux level.



At night, when there is completely no motion, the sensor will turn off the light after the expiration of hold-time and stand-by time.