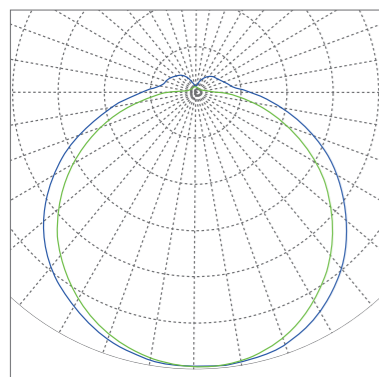




Saturn belongs to industrial luminaire, and is with neat and carefully thought-out design. It is suitable for garages, large stores, warehouse, basement, etc.

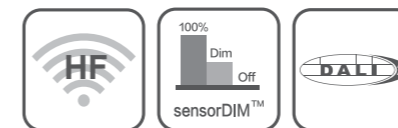

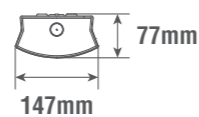
- 1 • Body in white powder-coated steel; end caps of plastic
- 2 • IP44 waterproof
- 3 • Mounted directly onto the ceiling • Suspension mounted • Mounted on a horizontal carrying rope with mounting hook
- 4 • Cable entry from side and top, one entry in the middle, and one entry on each end • Key holes
- 5 • 5-pole quick terminal block, with 5 x 2.5mm<sup>2</sup> through wiring.
- 6 • Optional selectable color temperature • Optional selectable power
- 7 • Wide choice of intelligent functions, with/without sensor, DALI, emergency, etc.

### Photometrics



C0/C180: — C90/C270: —

### Dimension



### Lumen Output

Model	Power	3000K	4000K	5000K
		105 lm/W	110 lm/W	115 lm/W
S1200	30W	3420 lm	3525 lm	3550 lm
S1200	50W	4950 lm	5120 lm	5220 lm

• Lumen may fluctuate between ± 10%. Customized higher lumen output available.

### Specification

Input Voltage	220-240VAC
CRI	>80
Power Factor	>0.9
SDCM	3
Beam Angle	120°
Operation Temp.	-20°C ~ +40°C
IP Rating	IP44

Fitting Material	Aluminum & Iron Housing + PC Diffuser
Electrical Class	I
Standard Lifespan	L70B50: 68,000h
Premium Lifespan	L70B50: 176,000h L80B10: 95,000h
Standard	EN60598-2-1 / EN55015 / EN62778

### Order Code

• Subject to change without notice. Please scan the QR code for complete code list.

Code	Model	Power	On/Off	Microwave	PIR	BT	EME	DALI	RFD	RFM	CCT	Efficiency	Dimension (mm)
SAT001	S1200	30W	●								40K	110 lm/W	L 1205 * W 147 * H77