


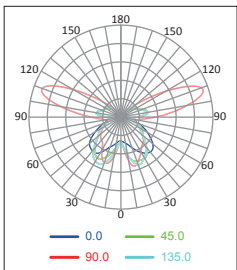
OPERATING MANUAL

Linella P02 1200 - BTHCL

Important: Please read the instruction manual carefully prior to installation and keep it for future reference.



Ordering Code	Product	Power (W)	Function Description	Lumen /lm
	Fitting Series			2700K ~ 6500K
LP02 1200 40 BTHCL	LP02 1200	40	Bluetooth + human centric lighting	3840~4160

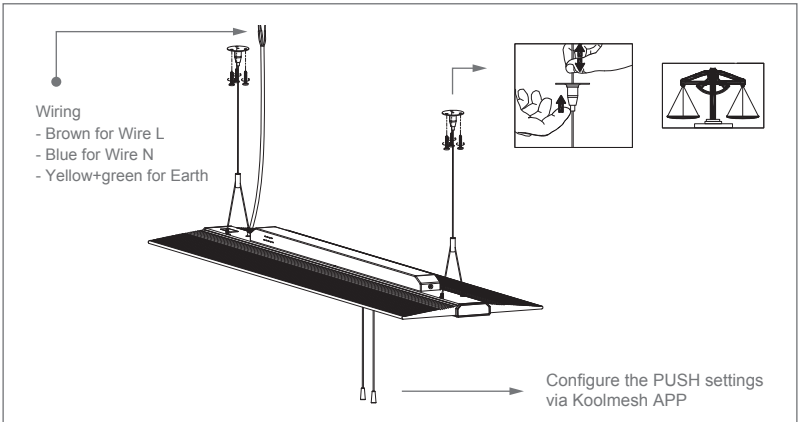


Accessories

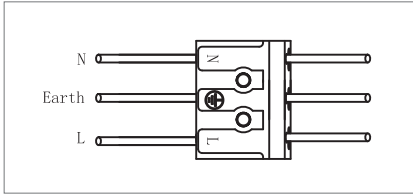
No.	Pic.	Qty.	Usage
1		6	Fix pendant string set
2		6	Rawl plug
3		2	Pendant string set

Mounting: Pendant
 Light features:
 Ra: >80
 Life Time: 5 years
 Light Source: LED SMD2835
 Input: 220V-240V 50/60Hz

Installation



Wiring



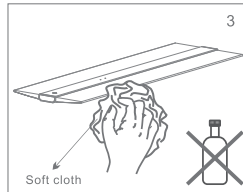
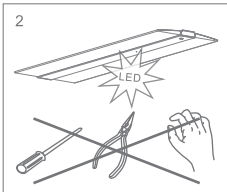
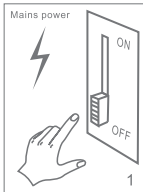
Function


1. Download free APP for set-up and commissioning.
2. Curves of brightness and color temperature can be configured via Koolmesh APP.



Maintenance

1. Cut off the main power first.
2. Don't touch LEDs while maintaining or cleaning.
3. Don't use chemicals to clean the fixture.



Environmental protection: waste electrical products should not be disposed of with household waste. Please recycle where facilities exist. Check with your local authority or retailer for recycling advice. 

Caution

1. The product must be installed by professional technicians and power supply must be cut off before installation.
2. The diameter for AC input wire is 0.75mm² (complying with 60245 IEC57), which complies with the latest IEE electrical standards or national standards.
3. Do not touch the electronic circuit and its components.
4. Contact an authorised technical service centre for any repairs possibly required use only original spare parts.
5. Do not touch LED while installing or maintaining.
6. The light source contained in this luminaire shall only be replaced by the manufacturer or his service agent or a similar qualified person.

