


Emergency

With manual/self testing emergency kits built-in, our luminaries provide emergency lighting that lasts 3 hours in case of power failure. The long lifetime LiFePO₄ battery is more environmentally-friendly, compared with Ni-MH/Ni-Cd.

Manual Testing

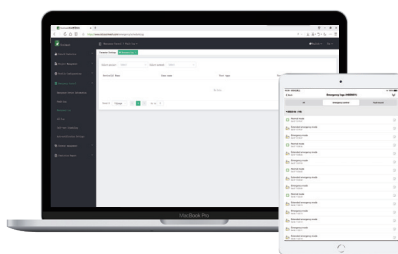


Self Testing




● Emergency in the Bluetooth

Simple device setup and commissioning can be done via Koolmesh Bluetooth APP. Users can also schedule all the annual and monthly fault diagnosis, and generate emergency testing report. Emergency lights status conduct monthly or annually testing automatically and user can get email notification as soon as fault is detected.



Retrievable Usage Data & Report History



● Emergency Features



Emergency wattage: 2W/3W



Emergency working mode:
 - Normal emergency mode
 - Rest mode
 - Inhibit mode
 - Extended emergency mode



Monthly/Annually automatic testing with report generation



Battery status check via Koolmesh app



Automatic email notification when fault is detected



Retrievable usage data & report history

● LED Diagnostics

Indicator Colour	Status	Meaning
GREEN SOLID	Device OK	All OK, AC power is present. Battery is connected & charging.
GREEN FAST FLASH (0.1s ON, 0.1s OFF)	Monthly test/Functionality test	AC power is present. Monthly test in progress.
GREEN VERY SLOW FLASH (1s ON, 1s OFF)	Annual test/Duration test	Annual test are being carried out
RED SOLID	Emergency LED fault	Emergency LED is open circuit, short circuit or has otherwise failed in some way. Fault can indicate the live status or the result of a test.
RED SLOW FLASH (1s ON, 1s OFF)	Battery fault	Battery failure (Battery failed the duration or functional test, battery appears to be defective, battery has incorrect voltage).
RED / GREEN OFF	No power available	AC power is lost, unit in emergency mode

*If you want to see the diagnostic report, please go to the APP or web platform to see the full report and analysis.